

Conflict Research Paper

Step 1: Over Spring Break you looked at several topics from the list below. Now you are going to focus on one of the topics that you found to be most interesting. Also consider which topic is the most practical to research and write a thesis-driven essay for.

Possible topics for Global Conflict Paper

Off-limits topics: WWI, WWII, Korean War, Vietnam War, Cuba. Have outside topics approved by Ms. Nguyen.

1. Myanmar (Rohinyga) Crisis
2. North Korea
3. Civil War in Syria
4. ISIS
5. Civil War in Libya
6. Conflict in Ukraine (current or recent takeover of Crimea)
7. Congo Civil Wars
8. Somalia
9. Boko Haram
10. South China Sea
11. War in Yemen
12. Violence in Colombia
13. Guatemala in 1950s
14. Opium Wars
15. Russo-Japanese War
16. Serbia/Bosnia conflict
17. Sudanese wars
18. Iran-Iraq War
19. Israel-Egypt conflict
20. Soviet-Afghan War
21. Egyptian Coup (recent)
22. Boxer Rebellion
23. Sino-Japanese War (First one/second one)
24. First-Indochina/Franco-Vietnamese War
25. Cambodian Civil War

Step 2: With a better idea of what you want to write about;

- We are going to do much deeper research on your selected topic. Your research must include the following:
 1. You must find a minimum of **6 sources** that pertain to your conflict and/or the area of civilization you have selected.
 2. Your sources must come from **academically appropriate locations**; including:
 - Any books from the library
 - Any academically appropriate database found through the libraries
 - Legitimate, accurate news sources as discussed in class
 - It can NOT be from – random websites online (Wikipedia, history.com, about.com, any wiki sites, weebly/wordpress/blogs, or other similar websites)
 - If you aren't sure, come and talk to me and I will be happy to tell you whether or not the website is appropriate (you may also email me about this)
 3. **Three** of your sources must be **print sources**
 - This means a book that is currently in print (if you find it online, it must also be available in print). Journals accessed through databases that were also in print at some point are also acceptable as are newspapers if they are also available in print.
 4. You must have a minimum of **TWO** primary sources
 5. Your sources must be recorded in notecard form
 - This can be digital or handwritten
 - It needs to include your 6 sources
 - It also needs to include a **minimum of 24** notes (or pieces of evidence) from your sources.

Step 3: Now that you have a significant amount of research you **MUST** create a research question based on what you have learned. Use the topics of social, political, economic, or technology to focus your research on the conflict you choose.

Prompt Examples:

- **How did _____ impact _____?**
- **What role did _____ play in _____?**
 - i. What role did economics play in the 1st Crusade?
 - ii. What role did economics/politics play in the Mughal Conquest of India?
 - iii. What role did religion play in the European conquest of the Americas?
 - iv. How did religion impact the colonization of Africa?
 - v. How did technology impact the Mongol Conquests?

Now that you have written your research question you will need to write a paragraph explaining how each of the sources you have researched from STEP 2 will aid you in answering your question. You may need to do a little more research in order to accomplish this portion of the project.

Steps 4 and 5:

- Step 4 – Now that you have completed your research and created your research question, we will start to work towards crafting your essay. In order to do this you must write a working thesis statement (we will have 3 re-writes). Furthermore, you will also create your body thesis statements. You must create **two** body thesis statements along with your thesis that will support your overall argument.
 - Write your thesis statement on your **Thesis Revision Sheet (TRS)**.
 - Write your BTS's on the BTS revision sheet (found on the bottom of the TRS)
 - You will need to provide you BTS's along with your thesis statements.
 - You may not need to update your BTS's every time you turn in your revision sheet, but you still need to write them out.
- Step 5 – Now you have started writing your thesis/BTS's you are going to write an outline. Your outline should include the following information...
 - Thesis statement
 - BTS
 - Evidence
 - Analysis
 - Evidence
 - Analysis
 - Evidence
 - Analysis
 - BTS
 - Evidence
 - Analysis
 - Evidence
 - Analysis
 - Evidence
 - Analysis

Step 6. You will write 2 rough drafts at this point during the process. We will do a peer edit to receive feedback on analysis, introductions, and conclusions after the first rough draft. You will then turn in a second rough draft and receive final feedback and how to fine tune your final draft.

Step 7: After going over the notes given in your peer edit you will make your final alterations to your essay.

Essay – What’s actually due?

(Bold dates are when things are due)

Due Date	What’s due and other important dates	Where is it due?	How many points is it worth?
4/16/18	Topic Choices (3)	Turnitin.com	5 points
4/17/18	Overview of project	NA	NA
4/18/18	Parent/Student Signature Sheet	In class	5 points
4/20/18	Research Day 1 in Library	NA	NA
4/20/18	Research Question	In class	10 points
4/24/18	Final Research Day in Library	NA	NA
4/25/18	All Research notecards Due	NoodleTools	10 points
4/25/18	Thesis/BTS 1	In class	NA
4/26/18	Outline Writing Day in class	NA	NA
4/30/18	Outline	Turnitin.com	10 points
5/1/18	Rough Draft Writing in Computer Lab	NA	NA
5/3/18	Rough Draft Due Peer editing in class	In class and Turnitin.com	10 points in class and 5 points on Turnitin.com
5/4/18	Second Rough Draft Due	In class	10 points
5/4/18	Works Cited	In class and o Turnitin.com	10 points in class and 5 points on Turnitin.com
5/4/18	Final in class Work Day	NA	NA
5/8/18	Final Draft Due	Turnitin.com	100 points

Important Note about Due Dates and Process Points – All process work is worth 10 points each. These points will be based on completion, effort, and on time submission. You will receive an additional 5 points for turning some process pieces in on Turnitin.com. If you do not turn the process piece in on time to Turnitin.com you will receive 0 points, **no exceptions**. Remember, it is your responsibility to keep track of the due dates and turn your process pieces in on time. The various due dates are meant to help you manage your time during this process in order to produce a quality essay.

Total points:

- Process – 80 points
- Final Essay – 100 points

What your Final Project should include:

- MLA formatting (both the paper and works cited)
- 700-900 word essay arguing your question (This word count does not include heading or works cited, just essay)
- Works Cited page

Dear Parents and Students,

I would like to notify you that we have begun the process, which will culminate in your student's Global Conflict Research Paper. Traditionally, students place a high priority on this assignment, as it is worth 180 points in the writing category of the gradebook which is 20% of their grade of their final grade. The percentage allocated to this assignment seems like a significant portion of the students' grades, but the greatest impact is really only when students fail to complete a portion of the assignment or otherwise receive a zero. *Please note that this assignment also goes in the LA gradebook, though at a reduced weight.

This assignment is a research paper, on a topic of their choosing. We have many steps along the way to assist them in the research and writing process, including note cards, outlines and 2 rough drafts, in addition to being available before and after school and on Wednesday late starts. I would prefer to meet with students during the Wednesday late starts, as that is the best way to get individual attention for a sustained period of time. I highly encourage students to take advantage of this conferencing time at some point during the process (or multiple times) to make sure they are staying on the right track.

Attached to this document is the assignment sheet and due dates along with a pacing calendar so that the students can keep up with due dates and work on this assignment in smaller chunks to make it a smoother process.

One more thing that I would like to address is the issue of plagiarism. We went through a stretch where student plagiarism was occurring at far too frequent of a rate, and we feel that the best way to eliminate this is to address it head on and remind parents and students alike of the risks and details of plagiarism.

The most common forms of plagiarism are students who copy and paste or paraphrase from a source (website/journal/book, etc.) and do not cite that source. Sometimes students believe that they can copy and paste items, and then change every 3rd (or 2nd or 4th) word to make it appear to be original work. This is still plagiarism. As a general guideline, whenever a student uses someone else's work and does not give them credit, it is plagiarism, whether it is a sentence or an entire online essay. We tell them that if they are trying to hide it, it's probably because somewhere they know it is not what they are supposed to be doing. We have also had instances where students share information via email and try to modify their peer's work and that, too is plagiarism.

The penalty for plagiarism, as stated in the student handbook, is as follows:

- Standard Consequence for 1st violation is: failing grade for the assignment/ test/project, possible short-term suspension, parent contact
- Standard Consequence for 2nd violation ranges from: failing grade for the assignment/test/project, loss of credit for the entire course if the violation is within the same course and within the same grading period as the first violation, loss of credit with a failing grade and possible withdrawal from the course, including a reduction and possible rearrangement of the student's academic schedule, possible short-term suspension, parent contact

**Please note – if the course is a graduation requirement, the student will need to take responsibility to make up the course requirement on their own, i.e. summer school, correspondence course, etc. as approved by the student's school counselor.*

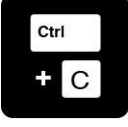

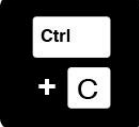







- Standard Consequence for 3rd violation and subsequent violations of integrity/honesty policy, regardless of the class or grading period, is: Withdrawal from class with failing grade, including a reduction and possible rearrangement of the student's academic schedule, Possible short-term suspension, Parent contact

**Please note – if the course is a graduation requirement, the student will need to take responsibility to make up the course requirement on their own, i.e. summer school, correspondence course, etc. as approved by the student's school counselor.*

- Non-Standard Consequences for violation of academic integrity/honesty, as determined by administrative investigation, may include: Successful completion of Academic Integrity Tutorial, Re-do of assignment/test/project without opportunity for grade/credit, Short-term suspension (in-house or out-side of school), Placement with a different teacher/course

We have gone over plagiarism in class, multiple times, but we feel that your assistance in addressing this issue is necessary to the success of all of our students. Here is a guide to different forms of plagiarism (courtesy of plagiarism.com), which we would like you to review with your student prior to this project.

Each of the 10 most common types of plagiarism are defined below. The types are ranked in order of severity of intent

 <p>#1. Clone Submitting another's work, word-for-word, as one's own</p>	 <p>#6. Hybrid Combines perfectly cited sources with copied passages without citation</p>	 <p>#2. CTRL-C Contains significant portions of text from a single source without alterations</p>	 <p>#7. Mashup Mixes copied material from multiple sources</p>	 <p>#3. Find - Replace Changing key words and phrases but retaining the essential content of the source</p>
 <p>#8. 404 Error Includes citations to non-existent or inaccurate information about sources</p>	 <p>#4. Remix Paraphrases from multiple sources, made to fit together</p>	 <p>#9. Aggregat or Includes proper citation to sources but the paper contains almost no original work</p>	 <p>#5. Recycle Borrows generously from the writer's previous work without citation</p>	 <p>#10. Re-tweet Includes proper citation, but relies too closely on the text's original wording and/or structure</p>

In addition to being ranked by severity, each type is also accompanied by an example to illustrate how each type appears within the context of a paper.

For full study details and the full list of examples, please [download a copy of the white paper.](#) (plagiarism.org)

Plagiarism is much more of an issue in the new era of online information and digital data, in ease and prevalence. Many times it is the result of students just trying to take an easier route, or save some time. In class, we have explained that turning in an inadequate product and receiving a low grade is significantly more productive than turning in a plagiarized work and receiving a zero, which is the most basic and consistent consequence. Additionally, we are available for students who have difficulty with research or writing to avoid the situation where they feel that some form of plagiarism is their only hope. One thing that we do not see much of is plagiarism out of negligence or lack of understanding what plagiarism is and is not. If your student is worried about accidentally plagiarizing, we tell them, when in doubt... cite it. On rare occasions, students plagiarize so that they have *something* to turn in and are rushed with other classwork, outside activities, or family obligations. In cases like these we rely on communication so that we can work with the students to receive the best possible product and most authentic work.

Please print out the last page of this document (you can save trees just reading the rest of it electronically, if you would like) and sign it with your student.

I acknowledge that I have read the Global Conflict Paper letter, reviewed due dates for the upcoming research paper and the plagiarism reminder.

Student Signature _____ Date

Student Name (Printed) _____

Parent Signature: _____ Date

Parent Name (Printed) _____

This is a very valuable project that prepares students for the Sophomore and Junior projects and in turn for college, in regards to research skills, content knowledge and writing skills and I thank you in advance for your support.

Ms. Nguyen